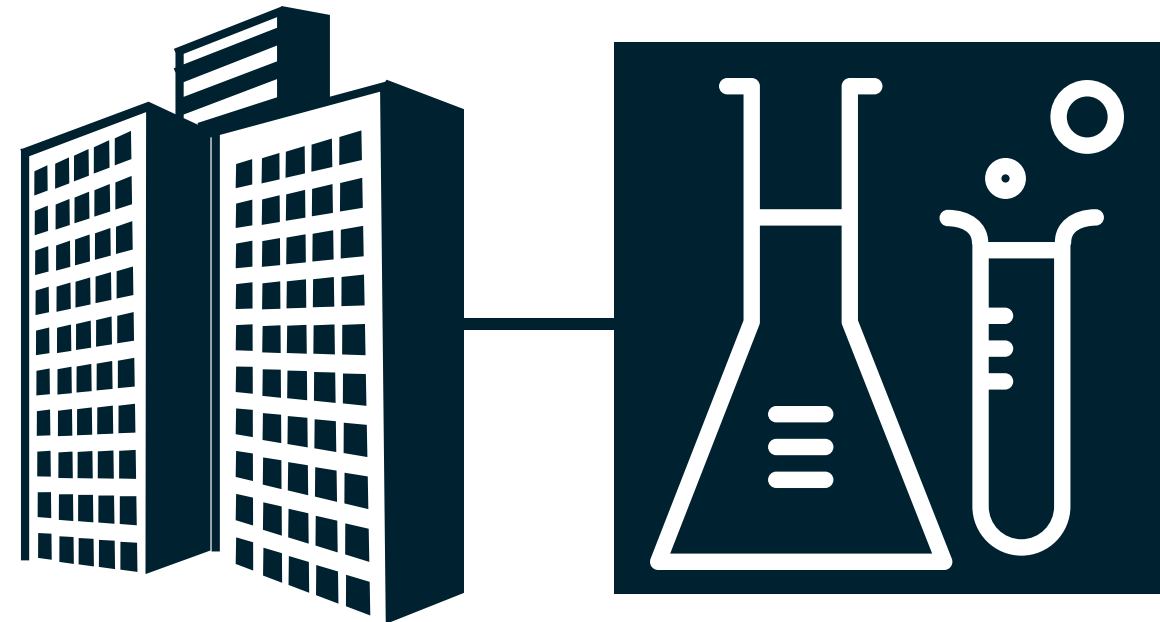


Specimen Processing and Viral Load Testing

1

Courier:

- Delivers specimens to Hub Laboratory
- Completes Section 1 of Laboratory Specimen Tracking Log




Section 1 of the Laboratory Specimen Tracking Form

2

Hub Laboratory:

- Completes Section 2 of Laboratory Tracking Log
- Register all specimens into Specimen Database.

Section 2 of the Laboratory Specimen Tracking Form



3



Hub laboratory spins whole, venous blood specimens into plasma, prepares aliquots.

4



Hub Laboratory



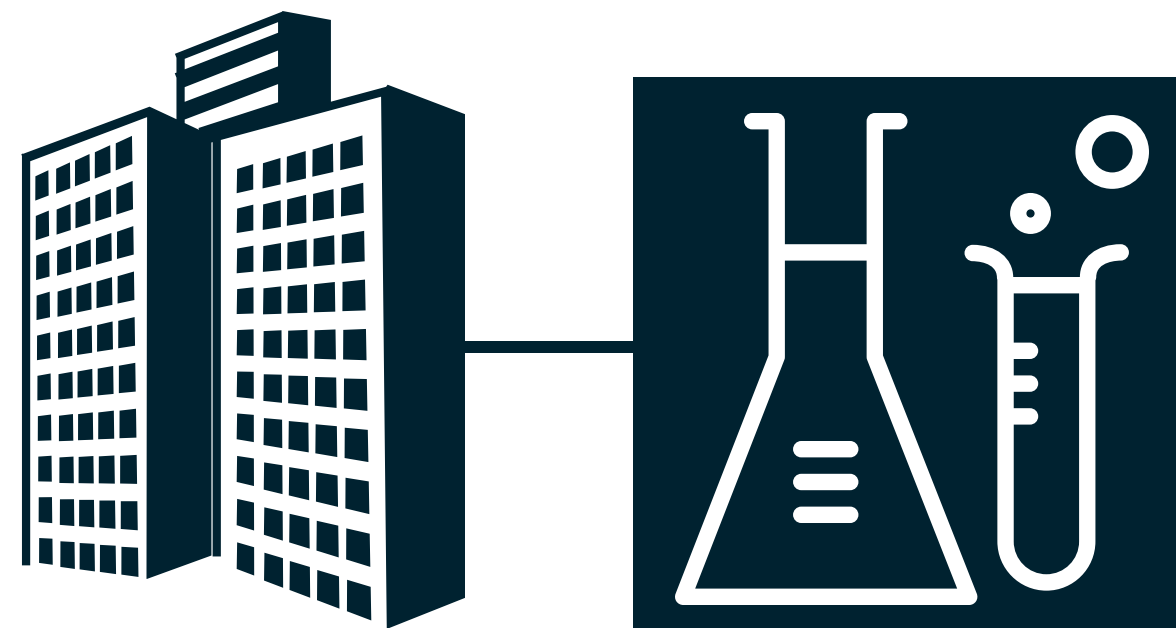
Central Laboratory

Courier transports specimens from Hub Laboratory to Central Laboratory

5

Courier:

- Delivers specimens to Central Laboratory
- Completes Section 1 of Laboratory Specimen Tracking Log



Section 1 of the Laboratory Specimen Tracking Form

6

Central Laboratory:

- Completes Section 2 of Laboratory Tracking Log
- Register all specimens into Specimen Database.

Section 2 of the Laboratory Specimen Tracking Form



7



Central Laboratory performs viral load testing to confirm recency among those that test recent and eliminate “false-recency” results.

8



Central Laboratory enters recency results into the Study Data Collection Form and Study Database.